

## Jurisdiction Bar Examination Data

(First-time and repeat test taker status based on an examinee's testing experience *in the reporting jurisdiction only*.)

### 2023 TOTALS

TOTAL PERSONS TAKING  
**66,174**



**33%** of 2023 examinees were repeaters

**67%** of 2023 examinees were first-time takers



Total persons passing  
**58%**

Total first-timers taking

**44,180**



Percentage of first-timers passing  
**72%**

Total repeaters taking

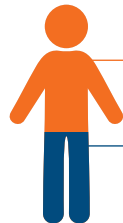
**21,994**



Percentage of repeaters passing  
**30%**

### FEBRUARY 2023 TOTALS

FEBRUARY PERSONS TAKING  
**19,486**



**61%** of February 2023 examinees were repeaters

**39%** of February 2023 examinees were first-time takers



February persons passing  
**40%**

February first-timers taking

**7,534**



Percentage of February first-timers passing  
**55%**

February repeaters taking

**11,952**



Percentage of February repeaters passing  
**31%**

### JULY 2023 TOTALS

JULY PERSONS TAKING  
**46,688**



**22%** of July 2023 examinees were repeaters

**78%** of July 2023 examinees were first-time takers



July persons passing  
**66%**

July first-timers taking

**36,646**



Percentage of July first-timers passing  
**76%**


July repeaters taking

**10,042**




Percentage of July repeaters passing  
**29%**

Jurisdiction Bar Examination Data continued

 **4%** of 2023 examinees were graduates of **non-ABA-approved** law schools

Total graduates of non-ABA-approved law schools taking: **2,790**

Percentage of graduates of non-ABA-approved law schools passing: **20%**

 **13%** of 2023 examinees were graduates of law schools **outside the USA**

Total graduates of law schools outside the USA taking: **8,576**

Percentage of graduates from law schools outside the USA passing: **34%**

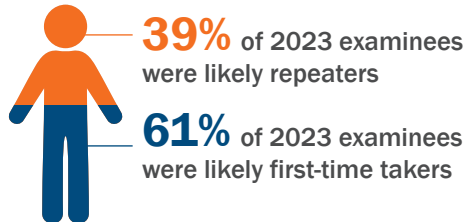
## NCBE MBE-Based Data

The first-time and repeat test taker data on the previous page are those obtained from the jurisdictions and are based on the examinees' testing experience *in the reporting jurisdiction only*. Therefore, they do not account for possible previous attempts at the bar examination in other jurisdictions. The data below are based on an examinee having previously taken the MBE *in any jurisdiction*.\*

NOTE: In July 2020, many jurisdictions administered a remote exam instead of or in addition to the July 2020 or alternative-date exams offered due to the COVID-19 pandemic. (See "COVID-19: Implications for 2020 Statistics" in the Spring 2021 issue of the *Bar Examiner* at [thebarexaminer.ncbex.org/2020-statistics/covid-19-implications-for-2020](http://thebarexaminer.ncbex.org/2020-statistics/covid-19-implications-for-2020) for details.) These remote exams either included only a limited set of MBE questions (in the case of NCBE's October 2020 remote testing option) or did not include the MBE at all (in the case of jurisdiction-drafted remote exams). (One jurisdiction also offered an in-person exam consisting solely of jurisdiction-drafted questions.) These types of exams administered during the July 2020 exam cycle account for 32,523 examinees. These remote testing options were scored by the individual jurisdictions that administered them, so NCBE does not maintain MBE records for the examinees who sat for those examinations. Because the likely first-timer and repeater counts/percentages below are based on whether an examinee has previously taken the MBE, attempts made by examinees who sat for these remote administrations during the July 2020 exam cycle (and therefore did not take the full, in-person MBE) are not reflected in the determination of status. As a result, it is likely that first-timer values continue to be somewhat inflated and those of repeaters depressed.

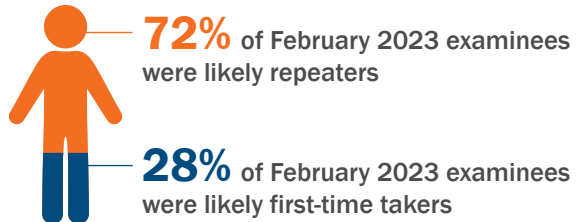
**2023 TOTALS**  
TOTAL PERSONS TAKING **65,196**

Total likely repeaters taking **25,508**  
Total likely first-timers taking **39,688**



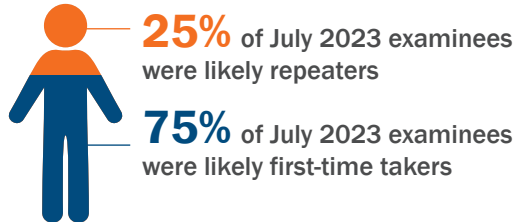
**FEBRUARY 2023 TOTALS**  
FEBRUARY PERSONS TAKING **19,228**

February likely repeaters taking **13,841**  
February likely first-timers taking **5,387**



**JULY 2023 TOTALS**  
JULY PERSONS TAKING **45,968**

July likely repeaters taking **11,667**  
July likely first-timers taking **34,301**



\* Prior to 2022, the first-time and repeat MBE-based test taker information calculated by NCBE was an approximation based on the NCBE Number and biographic data, which had not been used consistently in all jurisdictions across time. For example, in 2021, approximately 10% of examinees could not be tracked with certainty by NCBE as either first-time or repeat takers due to a lack of sufficient biographic information.

The differences in the numbers of persons taking the MBE in the *NCBE MBE-based data* displayed above and those taking the bar examination as reported by jurisdictions in the *jurisdiction bar examination data* displayed on the previous page are accounted for by the following: (1) two jurisdictions do not administer the MBE (and are therefore not represented on this page but would be represented on the previous page), (2) jurisdictions track repeaters within their own jurisdiction whereas NCBE tracks repeaters across jurisdictions, and/or (3) certain jurisdictions accept banked or transferred (including concurrently transferred) scores.

(Note: The counts and percentages in the NCBE MBE-based data above are based on the designations effective at the time of publication. Because these designations may change as more information becomes available over time to more completely identify examinees, the counts and percentages published above may differ slightly from previously published counts and percentages.)